YIBO 以伯®

铝壳制动刹车电阻器
Aluminum case brake resistor

产品及应用 PRODUCTS APPLICATIONS

▲ 采用美观大方的铝合金外壳，易附加散热器，可紧密安装组合使用，防护等级更高。适用于对震动、防护、气候等要求较高的恶劣工况中，更广泛应用于变频器、伺设备放电、电源等电气回路中

▲ It adopts an aesthetically pleasing aluminum alloy enclosure, easy to attach a heat sink, can be tightly installed and used in combination, with a protection rating. It is suitable for harsh working conditions with high requirements for vibration, protection, and climate, and is widely used in electrical circuits such as inverters servo equipment discharge, and power supplies.

技术参数 SPECIFICATION

1 功率范围: 50W～5000W
2 电压范围: 0.5KV-2KV
3 阻值范围: 1R-10KR
4 耐压: AC2.5KV-20KV/50Hz 1min
5 IP等级: IP20～IP54
6 振动: 1.5g
7 额定温升: 375℃
8 温漂: 40～400ppm/℃
9 载流体材料: 0Cr25AL5//Ni80Cr20
10 优势: 较恶劣工作环境
11 产品执行标准: GB-5729

1 Power range: 50W～5000W
2 Voltage range: 0.5KV-2KV
3 Resistance range: 1R-10KR
4 Withstand voltage: AC2.5KV-20KV/50Hz 1min
5 IP Rating: IP20～IP54
6 Vibration: 1.5g
7 Rated temperature rise: 375℃
8 Temperature drift: 40～400ppm/℃
9 Current-carrying material: 0Cr25AL5//Ni80Cr20
10 Advantage: Harsh working environment
11 Product execution standard: GB-5729

RXLG -2000W 30R J

- 电阻阻值误差 (K=± 10% J=±5%) / Resistor value error (K=± 10% J=±5%)
- 产品阻值 / Product resistance
- 产品功率 / Product power
- 产品类别 / Product category

表面温升 (Surface Temperature Rise)

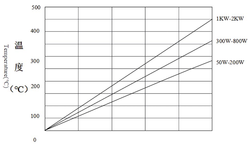

降额曲线 (Derating Curve)

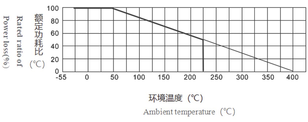

产品型号 FILTER	功率 POWER(W)	出线方式 WIRING METHOD		外形尺寸 OVERALL DIMENSIONS(mm)				图号 FIGURE NUMBER
		端子 TERMINAL	引线 LEAD WIRE	A	B	C	D	
YBRXLG	50	--	500mm 1.5 mm2	115	98	40	20	图A
	60	--	500mm 1.5 mm2	115	98	40	20	
	80	--	500mm 1.5 mm2	140	123	40	20	
	100	--	500mm 1.5 mm2	165	148	40	20	
	120	--	500mm 1.5 mm2	190	173	40	20	
	150	--	500mm 1.5 mm2	215	197	40	20	
	200	--	500mm 1.5 mm2	165	147	60	30	
	300	--	500mm 1.5 mm2	215	197	60	30	
	400	--	500mm 1.5 mm2	265	247	60	30	
	500	--	500mm 1.5 mm2	335	317	60	30	
	600	M6	--	400	382	61	59	图B
	800	M6	--	400	382	61	59	
	1000	M6	--	400	384	50	107	
	1200	M6	--	450	434	50	107	
	1500	M6	--	485	470	50	107	
	2000	M6	--	550	532	50	107	
	2500	M6	--	600	585	50	107	
	3000	M6	--	600	585	50	107	

注：500w以内是引线的，600w以上是插片的
Note: Below 500w is with lead wires, above 600w is with plug-in terminals.

变频器功率 VARIABLE FREQUENCY DRIVE POWER (KW)	制动单元 BRAKING UNIT		制动电阻 BRAKING RESISTOR		制动转矩 BRAKING TORQUE (%)
	数量 QUANTITY	规格 SPECIFICATIONS	数量 QUANTITY	规格 SPECIFICATIONS	
0.4	1	CDBR-4015C	1	70W/750Ω	130
0.75	1	CDBR-4015C	1	70W/750Ω	130
1.5	1	CDBR-4015C	1	260W/400Ω	125
2.2	1	CDBR-4015C	1	260W/250Ω	135
3.7/4	1	CDBR-4015C	1	390W/150Ω	135
5.5	1	CDBR-4015C	1	520W/100Ω	135
7.5	1	CDBR-4015C	1	780W/75Ω	130
11	1	CDBR-4015C	1	1040W/50Ω	135
15	1	CDBR-4015C	1	1560W/40Ω	125
18.5	1	CDBR-4030C	1	4800W/32Ω	125
22	1	CDBR-4030C	1	4800W/27.2Ω	125
30	1	CDBR-4030C	1	6000W/20Ω	125
37	1	CDBR-4045C	1	10KW/16Ω	125
45	1	CDBR-4045C	1	10KW/13.6Ω	125
55	1	CDBR-4075C	1	12KW/10Ω	135
75	1	CDBR-4075C	1	20KW/10Ω	100
93	1	CDBR-4110C	1	25KW/8Ω	100
110	1	CDBR-4110C	1	30KW/6.8Ω	100
160	1	CDBR-4160C	1	40KW/5Ω	100
220	1	CDBR-4220C	1	60KW/3.2Ω	105
300	1	CDBR-4300C	1	80KW/2.5Ω	100
600	2	CDBR-4300C	2	80KW/2.5Ω	100

外型尺寸 HOUSING AND DIMENSIONS:（MM）

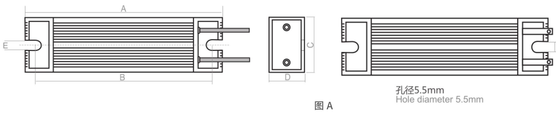

图 A

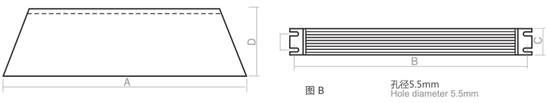

图 B

电气、机械特性 MECHANICAL AND ELECTRICAL PROPERTIES

特性 Property	检查方法 Inspection method	性能要求 Performance requirements	试验标准 Test method
稳态湿热 Constant humidity-heat	40℃ 相对湿 (度 90-95)% 96h Temperature 40℃ ,RH(90-95)% 96h	R ≤ ±(5%±0.05Ω)	GB5729.2.24
温度快速变化 Temperature change	-55℃ +55℃ 3 次循环 -55℃ to +55℃ ,3 Circes	R ≤ ±(2%±0.05Ω)	GB5729.4.19
短时过负荷 Transient overload	10 倍 Pr 5S 10 Time Pr 5s	无可见损伤 No visible destruction R ≤ ±(1%±0.05Ω)	GB5729.4.13
绝缘电阻 Insulation resistance	DC 1000V	R ≥ 100MΩ	GB5729.4.6
耐电压 Voltage resistibility	AC3000V 50Hz 5s	无击穿或飞弧 Free of breakage or flying arc	GB5729.4.7
负荷寿命 Life	25℃ Ur 1000h	R ≤ 20%	
端子强度 Terminal strength	45N 30S	无可见损伤 Free of visible destruction	GB5729.4.16
耐振性 Vibration resistibility	f:5-200HZ a=1g X.Y.Z 各 2h	无可见损伤 R ≤ ±(1%R+0.05Ω) Free of visible destruction	GB5729.4.22